



Coniiti

VIII CONGRESO INTERNACIONAL DE INNOVACIÓN Y TENDENCIAS EN INGENIERÍA



PDF Instructions for Authors

2022 Congreso Internacional de Innovación y Tendencias en Ingeniería (CONIITI)

1. Before Creating a PDF

- Add the copyright notice to the bottom of the first page of your source document.
 - For papers in which all authors are employed by the US government, the copyright notice is: **U.S. Government work not protected by U.S. copyright**
 - For papers in which all authors are employed by a Crown government (UK, Canada, and Australia), the copyright notice is: **978-1-6654-6525-0/22/\$31.00 ©2022 Crown**
 - For papers in which all authors are employed by the European Union, the copyright notice is: **978-1-6654-6525-0/22/\$31.00 ©2022 European Union**
 - For all other papers the copyright notice is: **978-1-6654-6525-0/22/\$31.00 ©2022 IEEE (this is the most common)**

the proceedings, please do not alter them. You may note peculiarities. For example, the head margin in this template measures proportionately more than is customary. This measurement and others are deliberate, using specifications that anticipate your paper as one part of the entire proceedings. Identify applicable funding agency here. If none, delete this text box.

You have to copy the exact copyright on your document.

XXX-X-XXXX-XXXX-X/XX/\$XX.00 ©20XX IEEE

- If necessary, contact **Victor Fontalvo Morales** at investigacionesing@ucatolica.edu.co for the appropriate copyright notice.
- Proofread your source document thoroughly to confirm that it will require no revision.
- Please be aware all submissions will be screened through a plagiarism detection process. Any paper above 30% similarity will be removed from the conference.
- **Important Dates:**

Site Opens: 2022-09-08

Submission deadline: 2022-09-23

Use IEEE eXpress platform to convert your paper in Word to PDF.



2. Creating your PDF eXpress Account

Log in to the [IEEE PDF eXpress™](https://ieeepdfexpress.org/) site:

<https://ieeepdfexpress.org/account/login?ReturnUrl=%2F>

- First-time users should do the following:**

1. Select **Create account**
2. Enter the following:
 - **57704X** for the Conference ID
 - your email address
 - a password you'll remember
3. Continue to enter information as prompted.

IEEE PDF eXpress® Account Setup

Please enter the IEEE PDF eXpress Conference ID Provided by your Conference Publication Chair. Conference ID creation include: A-Z, a-z, 0-9

Conference ID*

57704X

Email Address*

Enter email address

Confirm Email Address*

Enter confirm email address

Choose a Password*

Enter password

SUBMIT

RESET

An Online confirmation will be displayed and an email confirmation will be sent verifying your account setup.

Thank you for registering for an account.

An email has been sent to your email
Please check your inbox or junk mail

Check your e-mail for this message

IEEE PDF eXpress: Account Confirmation External



helpdesk-ieee@aptaracorp.com

para mí

Dear,

An account has been created for you in IEEE PDF eXpress.

Here is your login information:

Conference ID: 57704X

Email address:

Password: Please type the password that you set when you created this account. Password Reset link on this email id.

Use above to login at the Main Page: <https://ieeepdfexpress.org/>

The submission deadline for 57704X is Friday, September 23, 2022.

Please click on the URL given below for activation.

[Click for account activation](#)

Keep this email for future reference.

Thank you for using IEEE PDF eXpress!

For guidance in creating IEEE Xplore-compliant PDFs, visit [our online FAQ](#)

Careers Education **Volunteers** Societies Geographic Activities

Email Address Verified

Your email address has been successfully verified. Now you can log in to the portal.

LOGIN

4

Put the information required

Publications Conferences **Standards** Careers Edu

IEEE PDF eXpress® User profile

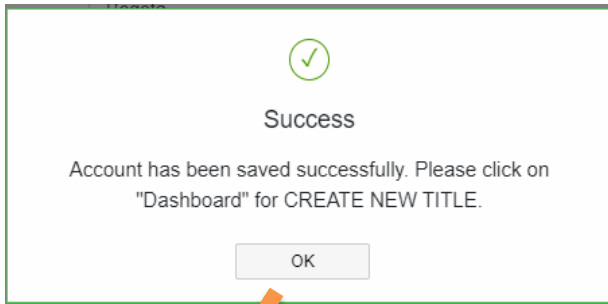
Personal Information

Conference ID

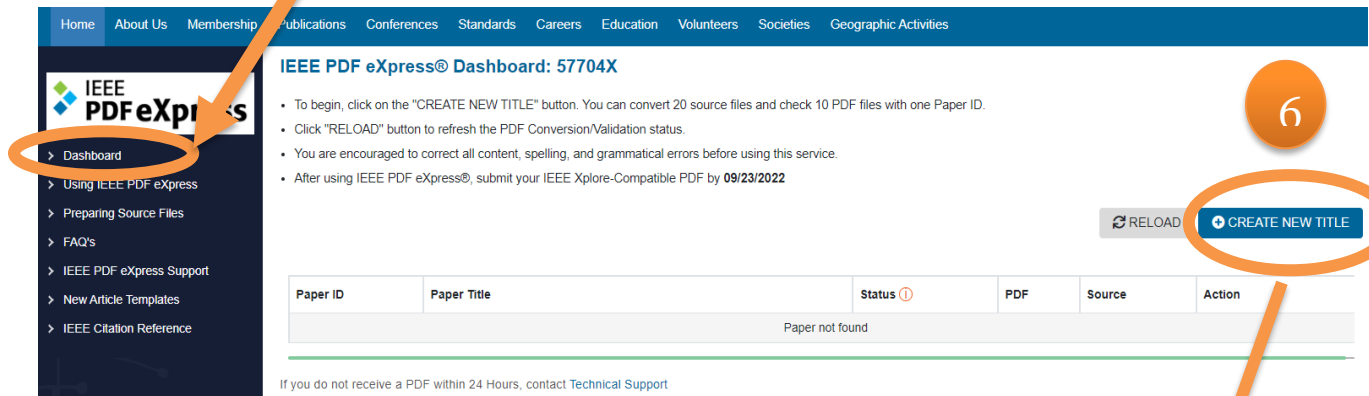
57704X



3. Creating your PDF eXpress Copyright



5

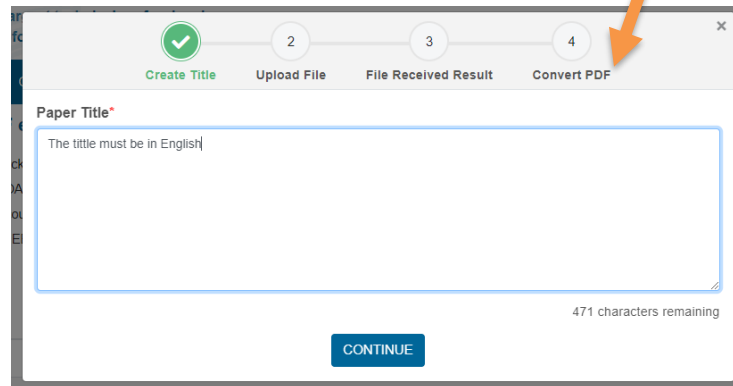


6

Follow the steps

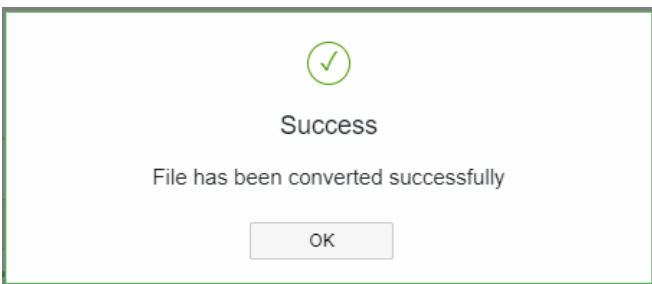
7

Remember to upload your file in **Word**, Use this platform to convert your paper in Word to PDF. Using other tools could lead to errors during the proceeding publication on IEEE Xplore stage.



8

When you upload the document, the platform will confirm a successful upload, if not, try again.



3





Use IEEE eXpress platform to convert your paper in Word to PDF.



9

RELOAD

CREATE NEW TITLE

Status ⓘ	PDF	Source	Action
Pass	0 of 10	1 of 20	   

We recommend you **check the PDF carefully**. Examine each page on screen and in print to ensure everything looks as you intend. If you are not satisfied with your PDF try again.

Download your PDF.



Log in to EasyChair

EasyChair uses cookies for user authentication. To use EasyChair, you should allow your browser to save cookies from easychair.org.

Help / Log in



Finally, it is important to **upload the PDF from IEEE Express to EasyChair platform**, because it is the final version of your paper to publication. **If you don't submit the PDF, your paper won't be published.**

Email address or user name:

Password:

Log in

[Forgot your password?](#)
[Problems to log in?](#)
[Create an account](#)

10

Log in and upload your PDF

<https://easychair.org/my/conference?conf=coniiti2022>

Important Dates:

Site Opens: 2022-09-08

Submission deadline: 2022-09-23

If you need additional help, contact **Victor Fontalvo Morales** at investigacionesing@ucatolica.edu.co for the appropriate copyright notice.